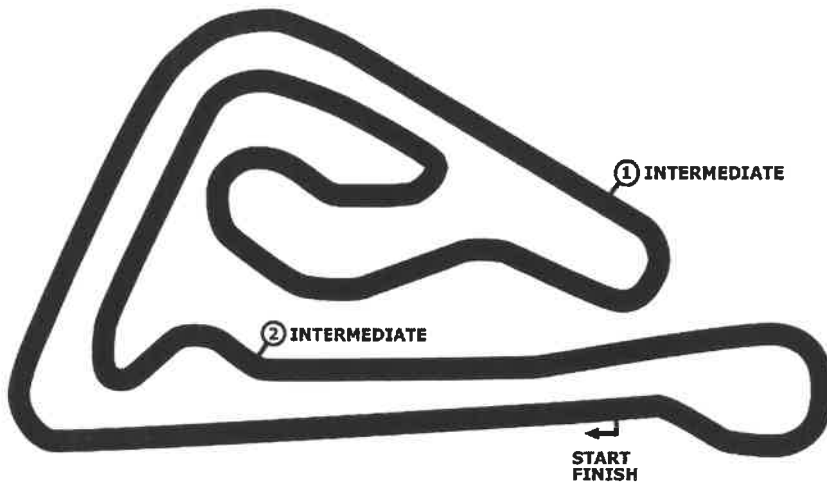




OMV MAXXMOTION FIA ETRC TRUCK RACE OF SLOVAKIA

race 1



Slovakia Ring 5922 m

10 & 11 June 2023




OMV MAXXMOTION FIA ETRC TRUCK RACE OF SLOVAKIA

Slovakia Ring, length 5922 m

10 & 11 June 2023

Clio - MX-5 Cup



Result race 1

started : 20

classified : 17

not classified : 3

Pos	No.	Cl.	Entrant Name	License License	Team/Sponsor Make	Lap	Total kmh	GAP Diff.	fastest at kmh	Lap
1	301	TCC-1	Martin Kadlecik / CZE	23AS0752	Renault Clio Cup IV	11	27:05.855 144.239		2:26.408 145.615	4
2	101	TCC-2	Tomáš Pekar / CZE	23AS1354	Renault Clio Cup V	11	27:09.889 143.862	04.034 04.034	2:26.743 145.283	2
3	7	TCC-2	Nik Štefancic / SLO	10326	Renault Clio Cup V	11	27:25.271 142.537	19.416 15.382	2:28.000 144.049	5
4	95	TCC-2	Szabolcs Lantos / HUN	6431	Renault Clio Cup V	11	27:25.852 142.486	19.997 00.581	2:28.011 144.038	2
5	21	TCC-2	Miha Primožic / SLO	10274	Renault Clio Cup V	11	27:26.527 142.428	20.672 00.675	2:27.776 144.267	5
6	51	TCC-2	Henrik Seibel / GER		Renault Clio Cup V	11	27:37.929 141.448	32.074 11.402	2:29.337 142.759	4
7	74	TCC-1	Michael Hulm / GER	16497	Renault Clio Cup IV	11	27:38.398 141.408	32.543 00.469	2:26.925 145.103	2
8	888	TCC-2	Ondrej Fekete / SVK	1612/DC	Renault Clio Cup V	11	27:46.982 140.680	41.127 08.584	2:28.937 143.142	2
9	111	TCC-2	Petar Miloradovic / SRB	19	Renault Clio Cup V	11	27:48.183 140.579	42.328 01.201	2:29.355 142.742	2
10	121	TCC-5+	Simon Sikhart / SVK	1444/DC	Mazda MX5	11	27:48.892 140.519	43.037 00.709	2:29.887 142.235	5
11	86	TCC-5+	Tomas Gašperák / SVK		Mazda MX5	11	27:51.513 140.299	45.658 02.621	2:29.580 142.527	2
12	52	TCC-1	Richard Meixner / CZE	23AS0311	Renault Clio Cup IV	11	28:03.111 139.332	57.256 11.598	2:29.207 142.883	2
13	11	TCC-1	Jiri Zbožinek / CZE	23AS0634	Renault Clio Cup IV	11	28:03.777 139.277	57.922 00.666	2:29.995 142.133	10
14	41	TCC-5+	Matej Sikhart / SVK	1715/DC	Mazda MX5	11	28:04.453 139.221	58.598 00.676	2:29.781 142.336	5
15	79	TCC-5+	Rudolf Beno / SVK	1734/DC	Mazda MX5	11	28:20.471 137.910	1:14.616 16.018	2:32.293 139.988	10
16	99	TCC-5	Tomáš Kameništiak / SVK	1435	Mazda MX5	10	27:34.314 128.870	1 Runde 1 Runde	2:43.842 130.120	3
17	926	TCC-5	Marko Kazarka / SVK	01843/N	Mazda MX5	9	28:26.419 112.442	2 Runden 1 Runde	3:00.925 117.834	3
DID NOT CLASSIFY										
969	TCC-5		Tomáš Kazarka / SVK	1685/CC	Mazda MX5	6	22:48.116 93.497	5 Runden	2:48.620 126.433	3
72	TCC-2		Martin Fischer / AUT	JA1987	Renault Clio Cup V	3	8:18.677 128.255	8 Runden	2:29.354 142.743	2
77	TCC-1		Adam Konopka / SVK	1754/F	Renault Clio Cup IV	2	5:58.922 118.796	9 Runden	00.000 0.000	

fastest lap: 301 Kadlecik Martin 2:26.408 =145.615 km/h

11:02

Issued:	Clerk of the Course:	Timekeeper:

subject to final scrutineering

OMV MAXXMOTION FIA ETRC TRUCK RACE OF SLOVAKIA

Slovakia Ring, length 5922 m

10 & 11 June 2023

Clio - MX-5 Cup

Result race 1, 11.06.2023



Pos	No.	Cl.	Entrant Driver, Place	Team Make	Lap	Time total	Interval	Avg. GAP	fastest Total	at Avg.	at Lap
-----	-----	-----	--------------------------	--------------	-----	------------	----------	-------------	------------------	------------	-----------

TCC-1

Started: 5 Classified: 4 Not Classified: 1

1	301	TCC-1	Martin Kadlecik / CZE	Martin Kadlecik / CZE Renault Clio Cup IV	11	27:05.855		144.239	2:26.408	4	
2	74	TCC-1	Michael Hulm / GER	Aditis Racing Renault Clio Cup IV	11	27:38.398	+32.543	141.408	2:26.925	2	
3	52	TCC-1	Richard Meixner / CZE	Carpek Service Renault Clio Cup IV	11	28:03.111	+24.713	139.332	2:29.207	2	
4	11	TCC-1	Jiri Zbožinek / CZE	Jiri Zbožinek / CZE Renault Clio Cup IV	11	28:03.777	+00.666	139.277	2:29.995	10	
DID NOT CLASSIFY											
	77	TCC-1	Adam Konopka / SVK	ARC Bratislava Renault Clio Cup IV	2	5:58.922		9 Rd.	118.796	00.000	
								9 Rd.	0.000		

OMV MAXXMOTION FIA ETRC TRUCK RACE OF SLOVAKIA

Slovakia Ring, length 5922 m

10 & 11 June 2023

Clio - MX-5 Cup



Result race 1, 11.06.2023

Pos	No.	Cl.	Entrant Driver, Place	Team Make	Lap	Time total	Interval GAP	Avg. Total	fastest Avg.	at Lap
TCC-2										
Started: 8			Classified: 7			Not Classified: 1				
1	101	TCC-2	Tomáš Pekar / CZE	Carpek Service Renault Clio Cup V	11	27:09.889		143.882	2:26.743	2
									145.283	
2	7	TCC-2	Nik Štefancic / SLO	Lema Racing Renault Clio Cup V	11	27:25.271	+15.382	142.537	2:28.000	5
									144.049	
3	95	TCC-2	Szabolcs Lantos / HUN	Carpek Service Renault Clio Cup V	11	27:25.852	+15.963	142.486	2:28.011	2
							+00.581		144.038	
4	21	TCC-2	Miha Primožic / SLO	Lema Racing Renault Clio Cup V	11	27:26.527	+16.638	142.428	2:27.776	5
							+00.675		144.267	
5	51	TCC-2	Henrik Seibel / GER	Carpek Service Renault Clio Cup V	11	27:37.929	+28.040	141.448	2:29.337	4
							+11.402		142.759	
6	888	TCC-2	Ondrej Fekete / SVK	Knapek Motorsport Renault Clio Cup V	11	27:46.982	+37.093	140.680	2:28.937	2
							+09.053		143.142	
7	111	TCC-2	Petar Miloradovic / SRB	ASU Time Renault Clio Cup V	11	27:48.183	+38.294	140.579	2:29.355	2
							+01.201		142.742	
DID NOT CLASSIFY										
	72	TCC-2	Martin Fischer / AUT	MSC Rottenegg Renault Clio Cup V	3	8:18.677		128.255	2:29.354	2
									142.743	


OMV MAXXMOTION FIA ETRC TRUCK RACE OF SLOVAKIA

Slovakia Ring, length 5922 m

10 & 11 June 2023

Clio - MX-5 Cup

Result race 1, 11.06.2023



Pos	No.	Cl.	Entrant Driver, Place	Team Make	Lap	Time total	Interval	Avg. GAP	fastest Avg.	at Lap
-----	-----	-----	--------------------------	--------------	-----	------------	----------	-------------	-----------------	-----------

TCC-5

Started: 3 Classified: 2 Not Classified: 1

1	99	TCC-5	Tomáš Kameništiak / SVK	ARC Bratislava Mazda MX5	10	27:34.314		128.870	2:43.842 130.120	3
2	926	TCC-5	Marko Kazarka / SVK	ARC Bratislava Mazda MX5	9	28:26.419	1 Rd. 1 Rd.	112.442	3:00.925 117.834	3
DID NOT CLASSIFY										
	969	TCC-5	Tomáš Kazarka / SVK	ARC Bratislava Mazda MX5	6	22:48.116	4 Rd. 3 Rd.	93.497	2:48.620 126.433	3

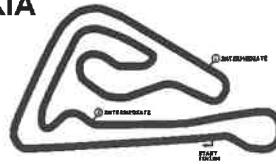
OMV MAXXMOTION FIA ETRC TRUCK RACE OF SLOVAKIA

Slovakia Ring, length 5922 m

10 & 11 June 2023

Clio - MX-5 Cup

Result race 1, 11.06.2023



Pos	No.	Cl.	Entrant Driver, Place	Team Make	Lap	Time total	Interval GAP	Avg. Total	fastest Avg.	at Lap
-----	-----	-----	--------------------------	--------------	-----	------------	-----------------	---------------	-----------------	-----------

TCC-5+

Started: 4 Classified: 4 Not Classified: 0

1	121	TCC-5	Simon Siskhart / SVK	RS Team Mazda MX5	11	27:48.892		140.519	2:29.887 142.235	5
2	86	TCC-5	Tomas Gašperák / SVK	Aries Racing Mazda MX5	11	27:51.513	02.621	140.299	2:29.580 142.527	2
3	41	TCC-5	Matej Siskhart / SVK	RS Team Mazda MX5	11	28:04.453	15.561	139.221	2:29.781 142.336	5
4	79	TCC-5	Rudolf Beno / SVK	Aries Racing Mazda MX5	11	28:20.471	31.579	137.910	2:32.293 139.988	10

fastest lap: 301 Kadlecik Martin 2:26.408 =145.615 km/h

Issued:	Clerk of the Course: <i>M:02</i>	Timekeeper: <i>S. Gullberg</i>
---------	----------------------------------	--------------------------------

subject to final scrutineering

(002) ETRC Slovakiaring

Clio - MX-5 Cup

Lapchart: Clio - MX-5 Cup race 1



POS	1	2	3	4	5	6	7	8	9	10	11	12	13	14	15	16	17	18	19	20	21
LAP 1	301	74	101	95	7	21	51	11	72	111	121	52	86	41	888	79	77	99	969	926	
LAP 2	301	74	101	95	7	21	51	72	111	52	86	121	888	41	79	11	99	969	77	926	
LAP 3	301	74	101	95	21	7	51	111	86	121	888	41	52	79	11	72	99	969	926		
LAP 4	301	101	74	95	21	7	51	111	888	121	86	41	52	79	11	99	969	926			
LAP 5	301	101	74	95	21	7	51	111	888	121	86	41	52	79	11	99	969	926			
LAP 6	301	101	95	21	7	74	51	111	888	121	86	52	41	11	79	99	926	969			
LAP 7	301	101	95	7	21	74	51	111	888	86	121	52	41	11	79	99	926				
LAP 8	301	101	95	7	21	74	51	121	86	888	111	52	41	11	79	99	926				
LAP 9	301	101	95	7	21	74	51	888	111	52	121	86	41	11	79	99	926				
LAP 10	301	101	95	7	21	74	51	52	888	111	121	86	41	11	79	99					
LAP 11	301	101	7	95	21	51	74	888	111	121	86	52	11	41	79						



Lap by Lap race 1, 11.06.2023

7 Nik Štefancic , Renault Clio Cup V TCC-2 / SLO															
1	2:34.921	2	2:28.083	3	2:29.414	4	2:28.144	5	2:28.000	6	2:28.682	7	2:29.303	8	2:28.832
9	2:30.481	10	2:29.264	11	2:30.147										

11 Jiri Zbožinek , Renault Clio Cup IV TCC-1 / CZE															
1	2:36.887	2	2:46.998	3	2:33.387	4	2:31.205	5	2:30.351	6	2:31.912	7	2:31.938	8	2:30.742
9	2:30.195	10	2:29.995	11	2:30.167										

21 Miha Primožic , Renault Clio Cup V TCC-2 / SLO															
1	2:35.301	2	2:28.257	3	2:28.589	4	2:28.135	5	2:27.776	6	2:29.018	7	2:30.063	8	2:29.241
9	2:29.809	10	2:29.570	11	2:30.768										

41 Matej Sikhart , Mazda MX5 TCC-5+ / SVK															
1	2:39.415	2	2:30.456	3	2:31.920	4	2:30.084	5	2:29.781	6	2:38.746	7	2:33.058	8	2:32.910
9	2:32.189	10	2:32.397	11	2:33.497										

51 Henrik Seibel , Renault Clio Cup V TCC-2 / GER															
1	2:36.259	2	2:29.535	3	2:29.651	4	2:29.337	5	2:30.884	6	2:30.187	7	2:30.924	8	2:30.326
9	2:30.683	10	2:30.160	11	2:29.983										

52 Richard Meixner , Renault Clio Cup IV TCC-1 / CZE															
1	2:38.454	2	2:29.207	3	2:38.880	4	2:29.211	5	2:31.120	6	2:30.888	7	2:29.341	8	2:29.440
9	2:29.948	10	2:29.337	11	2:47.285										

72 Martin Fischer , Renault Clio Cup V TCC-2 / AUT															
1	2:37.514	2	2:29.354	pit	3:11.809										

74 Michael Hulm , Renault Clio Cup IV TCC-1 / GER															
1	2:32.229	2	2:26.925	3	2:27.749	4	2:28.363	5	2:30.905	6	2:31.293	7	2:31.795	8	2:30.883
9	2:32.174	10	2:33.344	11	2:32.738										

77 Adam Konopka , Renault Clio Cup IV TCC-1 / SVK															
1	2:47.309	pit	3:11.613												

79 Rudolf Beno , Mazda MX5 TCC-5+ / SVK															
1	2:42.409	2	2:32.812	3	2:32.942	4	2:36.984	5	2:32.676	6	2:35.487	7	2:33.468	8	2:32.810
9	2:33.202	10	2:32.293	11	2:35.388										

86 Tomas Gašperák , Mazda MX5 TCC-5+ / SVK															
1	2:38.874	2	2:29.580	3	2:30.911	4	2:31.984	5	2:29.833	6	2:30.840	7	2:30.050	8	2:31.562
9	2:34.838	10	2:31.741	11	2:31.300										

95 Szabolcs Lantos , Renault Clio Cup V TCC-2 / HUN															
1	2:34.756	2	2:28.011	3	2:28.561	4	2:28.225	5	2:28.122	6	2:29.123	7	2:29.149	8	2:29.180
9	2:30.549	10	2:29.256	11	2:30.920										

99 Tomáš Kameništiak , Mazda MX5 TCC-5 / SVK															
1	2:54.347	2	2:44.428	3	2:43.842	4	2:44.076	5	2:44.056	6	2:45.129	7	2:44.824	8	2:44.351
9	2:45.274	10	2:43.987												



Lap by Lap race 1, 11.06.2023

101 Tomáš Pekar , Renault Clio Cup V TCC-2 / CZE															
1	2:32.718	2	2:26.743	3	2:27.640	4	2:27.485	5	2:27.371	6	2:27.925	7	2:28.101	8	2:27.732
9	2:27.706	10	2:28.286	11	2:28.182										

111 Petar Miloradovic , Renault Clio Cup V TCC-2 / SRB															
1	2:37.978	2	2:29.355	3	2:31.702	4	2:30.644	5	2:30.317	6	2:30.346	7	2:31.419	8	2:32.756
9	2:31.858	10	2:30.856	11	2:30.952										

121 Simon Sichert , Mazda MX5 TCC-5+ / SVK															
1	2:38.332	2	2:30.326	3	2:31.013	4	2:31.471	5	2:29.887	6	2:30.703	7	2:30.487	8	2:30.879
9	2:33.924	10	2:30.813	11	2:31.057										

301 Martin Kadlecík , Renault Clio Cup IV TCC-1 / CZE															
1	2:31.901	2	2:26.604	3	2:26.713	4	2:26.408	5	2:27.006	6	2:26.943	7	2:27.834	8	2:27.831
9	2:27.682	10	2:28.283	11	2:28.650										

888 Ondrej Fekete , Renault Clio Cup V TCC-2 / SVK															
1	2:40.442	2	2:28.937	3	2:30.775	4	2:29.993	5	2:30.218	6	2:30.537	7	2:31.059	8	2:32.041
9	2:31.290	10	2:31.207	11	2:30.483										

926 Marko Kazarka , Mazda MX5 TCC-5 / SVK															
1	3:35.979	2	3:02.047	3	3:00.925	4	3:11.091	5	3:02.471	6	3:09.181	7	3:07.402	8	3:11.333
9	3:05.990														

969 Tomáš Kazarka , Mazda MX5 TCC-5 / SVK															
1	3:03.787	2	2:50.739	3	2:48.620	4	2:49.402	5	2:50.254	6	8:25.314				



Lap Analysis race 1, 11.06.2023

7 Nik Štefancic (SLO) (Renault Clio Cup V)

Theoretische Bestzeit: 2:27.574

Lap	D	Time	S1	S2	S3	Lap	D	Time	S1	S2	S3
1	1	2:34.921	53.379	1:10.637	30.905	7	1	2:29.303	46.794	1:11.547	30.962
2	1	2:28.083	46.773	1:10.511	30.798	8	1	2:28.832	46.571	1:11.127	31.134
3	1	2:29.414	46.835	1:11.474	31.105	9	1	2:30.481	47.310	1:12.072	31.099
4	1	2:28.144	46.429	1:11.049	30.666	10	1	2:29.264	46.814	1:11.332	31.118
5	1	2:28.000	46.441	1:10.778	30.781	11	1	2:30.147	47.079	1:11.979	31.089
6	1	2:28.682	46.396	1:11.450	30.836						

11 Jiri Zbožinek (CZE) (Renault Clio Cup IV)

Theoretische Bestzeit: 2:29.274

Lap	D	Time	S1	S2	S3	Lap	D	Time	S1	S2	S3
1	1	2:36.887	53.544	1:12.753	30.590	7	1	2:31.938	47.683	1:12.780	31.475
2	1	2:46.998	47.020	1:26.334	33.644	8	1	2:30.742	47.437	1:12.534	30.771
3	1	2:33.387	49.257	1:12.884	31.246	9	1	2:30.195	47.178	1:12.165	30.852
4	1	2:31.205	47.740	1:12.295	31.170	10	1	2:29.995	47.369	1:11.664	30.962
5	1	2:30.351	47.633	1:11.867	30.851	11	1	2:30.167	47.152	1:12.106	30.909
6	1	2:31.912	49.105	1:11.701	31.106						

21 Miha Primožic (SLO) (Renault Clio Cup V)

Theoretische Bestzeit: 2:27.611

Lap	D	Time	S1	S2	S3	Lap	D	Time	S1	S2	S3
1	1	2:35.301	53.064	1:11.454	30.783	7	1	2:30.063	47.849	1:11.245	30.969
2	1	2:28.257	46.660	1:10.654	30.943	8	1	2:29.241	46.713	1:11.504	31.024
3	1	2:28.589	46.423	1:11.117	31.049	9	1	2:29.809	46.811	1:11.977	31.021
4	1	2:28.135	46.284	1:11.038	30.813	10	1	2:29.570	46.764	1:11.568	31.238
5	1	2:27.776	46.174	1:10.785	30.817	11	1	2:30.768	46.642	1:13.087	31.039
6	1	2:29.018	46.624	1:11.435	30.959						

41 Matej Sikhart (SVK) (Mazda MX5)

Theoretische Bestzeit: 2:29.843

Lap	D	Time	S1	S2	S3	Lap	D	Time	S1	S2	S3
1	1	2:39.415	55.992	1:12.253	31.170	7	1	2:33.058			32.405
2	1	2:30.456	46.754	1:11.911	31.783	8	1	2:32.910			31.972
3	1	2:31.920	47.159	1:13.123	31.638	9	1	2:32.189			31.723
4	1	2:30.084			31.373	10	1	2:32.397			32.209
5	1	2:29.781			31.244	11	1	2:33.497			32.769
6	1	2:38.746	47.109	1:17.028	34.609						

51 Henrik Seibel (GER) (Renault Clio Cup V)

Theoretische Bestzeit: 2:28.999

Lap	D	Time	S1	S2	S3	Lap	D	Time	S1	S2	S3
1	1	2:36.259	53.974	1:11.207	31.078	7	1	2:30.924	47.245	1:12.181	31.498
2	1	2:29.535	47.216	1:11.208	31.111	8	1	2:30.326	47.206	1:11.832	31.288
3	1	2:29.651	46.936	1:11.528	31.187	9	1	2:30.683	47.119	1:12.300	31.264
4	1	2:29.337	47.044	1:11.083	31.210	10	1	2:30.160	47.052	1:11.985	31.123
5	1	2:30.884	47.219	1:12.474	31.191	11	1	2:29.983	46.838	1:11.824	31.321
6	1	2:30.187	47.236	1:11.671	31.280						

52 Richard Meixner (CZE) (Renault Clio Cup IV)

Theoretische Bestzeit: 2:28.833

Lap	D	Time	S1	S2	S3	Lap	D	Time	S1	S2	S3
1	1	2:38.454	54.677	1:12.796	30.981	7	1	2:29.341	47.105	1:11.281	30.954
2	1	2:29.207	46.722	1:11.445	31.040	8	1	2:29.440	46.872	1:11.594	30.974
3	1	2:38.880	46.994	1:20.828	31.058	9	1	2:29.948	46.917	1:11.829	31.202
4	1	2:29.211	46.795	1:11.386	31.030	10	1	2:29.337	46.657	1:11.561	31.119
5	1	2:31.120	47.133	1:12.679	31.308	11	1	2:47.285	47.513	1:28.878	30.894
6	1	2:30.888	47.315	1:12.014	31.559						

72 Martin Fischer (AUT) (Renault Clio Cup V)

Theoretische Bestzeit: 2:29.133

Lap	D	Time	S1	S2	S3	Lap	D	Time	S1	S2	S3
1	1	2:37.514	54.373	1:12.247	30.894	3	1	3:11.809	1:06.656	1:29.151	
2	1	2:29.354	46.558	1:11.681	31.115						



Lap Analysis race 1, 11.06.2023

74 Michael Hulm (GER) (Renault Clio Cup IV)

Theoretische Bestzeit: 2:26.560

Lap	D	Time	S1	S2	S3	Lap	D	Time	S1	S2	S3
1	1	2:32.229	51.841	1:09.964	30.424	7	1	2:31.795	48.090	1:12.172	31.533
2	1	2:26.925	46.172	1:10.095	30.658	8	1	2:30.883	47.384	1:12.094	31.405
3	1	2:27.749	46.482	1:10.313	30.954	9	1	2:32.174	47.908	1:12.377	31.889
4	1	2:28.363	47.148	1:10.644	30.571	10	1	2:33.344	48.639	1:12.923	31.782
5	1	2:30.905	47.274	1:12.104	31.527	11	1	2:32.738	48.479	1:12.057	32.202
6	1	2:31.293	47.737	1:11.704	31.852						

77 Adam Konopka (SVK) (Renault Clio Cup IV)

Theoretische Bestzeit: 2:36.231

Lap	D	Time	S1	S2	S3	Lap	D	Time	S1	S2	S3
1	1	2:47.309	57.933	1:11.684	37.687	2	1	3:11.613	46.855	1:14.691	

79 Rudolf Beno (SVK) (Mazda MX5)

Theoretische Bestzeit: 2:31.858

Lap	D	Time	S1	S2	S3	Lap	D	Time	S1	S2	S3
1	1	2:42.409	56.868	1:13.676	31.865	7	1	2:33.468	48.502	1:12.759	32.207
2	1	2:32.812	48.693	1:12.154	31.965	8	1	2:32.810	48.546	1:12.349	31.915
3	1	2:32.942	48.710	1:12.432	31.800	9	1	2:33.202	48.244	1:12.922	32.036
4	1	2:36.984	48.415	1:16.413	32.156	10	1	2:32.293	48.312	1:11.990	31.991
5	1	2:32.676	48.293	1:12.288	32.095	11	1	2:35.388	48.068	1:15.105	32.215
6	1	2:35.487	50.559	1:12.637	32.291						

86 Tomas Gašperák (SVK) (Mazda MX5)

Theoretische Bestzeit: 2:29.273

Lap	D	Time	S1	S2	S3	Lap	D	Time	S1	S2	S3
1	1	2:38.874	55.560	1:12.193	31.121	7	1	2:30.050	47.113	1:11.434	31.503
2	1	2:29.580	46.920	1:11.670	30.990	8	1	2:31.562	47.704	1:12.540	31.318
3	1	2:30.911	47.777	1:11.363	31.771	9	1	2:34.838	47.760	1:14.480	32.598
4	1	2:31.984	48.267	1:12.349	31.368	10	1	2:31.741	48.326	1:11.628	31.787
5	1	2:29.833	47.353	1:11.382	31.098	11	1	2:31.300	48.137	1:11.507	31.656
6	1	2:30.840	47.096	1:12.499	31.245						

95 Szabolcs Lantos (HUN) (Renault Clio Cup V)

Theoretische Bestzeit: 2:27.883

Lap	D	Time	S1	S2	S3	Lap	D	Time	S1	S2	S3
1	1	2:34.756	53.123	1:10.592	31.041	7	1	2:29.149	47.217	1:10.872	31.060
2	1	2:28.011	46.670	1:10.471	30.864	8	1	2:29.180	46.929	1:11.170	31.081
3	1	2:28.561	46.831	1:10.788	30.942	9	1	2:30.549	47.297	1:12.061	31.191
4	1	2:28.225	46.681	1:10.610	30.934	10	1	2:29.256	46.755	1:11.316	31.185
5	1	2:28.122	46.542	1:10.699	30.881	11	1	2:30.920	47.014	1:12.879	31.027
6	1	2:29.123	46.750	1:11.330	31.043						

99 Tomáš Kameništiak (SVK) (Mazda MX5)

Theoretische Bestzeit: 2:43.086

Lap	D	Time	S1	S2	S3	Lap	D	Time	S1	S2	S3
1	1	2:54.347	1:01.944	1:17.595	34.808	6	1	2:45.129	52.579	1:17.682	34.868
2	1	2:44.428	52.688	1:17.374	34.366	7	1	2:44.824	52.200	1:18.187	34.437
3	1	2:43.842	52.412	1:17.076	34.354	8	1	2:44.351	52.333	1:17.894	34.124
4	1	2:44.076	52.451	1:17.208	34.417	9	1	2:45.274	53.573	1:17.543	34.158
5	1	2:44.056	52.429	1:16.951	34.676	10	1	2:43.987	52.917	1:16.762	34.308

101 Tomáš Pekar (CZE) (Renault Clio Cup V)

Theoretische Bestzeit: 2:26.578

Lap	D	Time	S1	S2	S3	Lap	D	Time	S1	S2	S3
1	1	2:32.718	52.090	1:10.297	30.331	7	1	2:28.101	46.355	1:10.827	30.919
2	1	2:26.743	46.067	1:10.180	30.496	8	1	2:27.732	46.314	1:10.816	30.602
3	1	2:27.640	46.513	1:10.543	30.584	9	1	2:27.706	46.263	1:10.792	30.651
4	1	2:27.485	46.553	1:10.353	30.579	10	1	2:28.286	46.694	1:11.005	30.587
5	1	2:27.371	46.324	1:10.465	30.582	11	1	2:28.182	46.536	1:10.908	30.738
6	1	2:27.925	46.375	1:10.896	30.654						



Lap Analysis race 1, 11.06.2023

111 Petar Miloradovic (SRB) (Renault Clio Cup V) Theoretische Bestzeit: 2:29.231

Lap	D	Time	S1	S2	S3	Lap	D	Time	S1	S2	S3
1	1	2:37.978	54.760	1:12.184	31.034	7	1	2:31.419	48.006	1:12.070	31.343
2	1	2:29.355	46.878	1:11.635	30.842	8	1	2:32.756	47.274	1:14.066	31.416
3	1	2:31.702	46.780	1:13.329	31.593	9	1	2:31.858	47.011	1:13.530	31.317
4	1	2:30.644	47.882	1:11.601	31.153	10	1	2:30.856	47.129	1:12.105	31.622
5	1	2:30.317	47.317	1:11.797	31.203	11	1	2:30.952	47.276	1:12.415	31.261
6	1	2:30.346	47.249	1:11.844	31.253						

121 Simon Siskart (SVK) (Mazda MX5) Theoretische Bestzeit: 2:28.712

Lap	D	Time	S1	S2	S3	Lap	D	Time	S1	S2	S3
1	1	2:38.332	55.296	1:11.915	31.121	7	1	2:30.487	47.179	1:11.995	31.313
2	1	2:30.326	47.359	1:12.070	30.897	8	1	2:30.879	47.531	1:12.014	31.334
3	1	2:31.013	48.017	1:10.957	32.039	9	1	2:33.924	48.122	1:13.682	32.120
4	1	2:31.471	47.916	1:12.176	31.379	10	1	2:30.813	46.858	1:12.399	31.556
5	1	2:29.887	47.317	1:11.358	31.212	11	1	2:31.057	47.243	1:12.306	31.508
6	1	2:30.703	47.529	1:12.058	31.116						

301 Martin Kadlecik (CZE) (Renault Clio Cup IV) Theoretische Bestzeit: 2:26.405

Lap	D	Time	S1	S2	S3	Lap	D	Time	S1	S2	S3
1	1	2:31.901	51.542	1:09.929	30.430	7	1	2:27.834	46.276	1:10.591	30.967
2	1	2:26.604	46.254	1:09.897	30.453	8	1	2:27.831	46.159	1:10.820	30.852
3	1	2:26.713	46.152	1:10.065	30.496	9	1	2:27.682	46.351	1:10.572	30.759
4	1	2:26.408	46.125	1:09.851	30.433	10	1	2:28.283	46.439	1:10.690	31.154
5	1	2:27.006	46.262	1:10.199	30.545	11	1	2:28.650	46.664	1:10.682	31.304
6	1	2:26.943	46.157	1:10.192	30.594						

888 Ondrej Fekete (SVK) (Renault Clio Cup V) Theoretische Bestzeit: 2:28.890

Lap	D	Time	S1	S2	S3	Lap	D	Time	S1	S2	S3
1	1	2:40.442	54.843	1:14.590	31.009	7	1	2:31.059	47.092	1:11.951	32.016
2	1	2:28.937	46.519	1:11.391	31.023	8	1	2:32.041	47.253	1:13.713	31.075
3	1	2:30.775	47.990	1:11.740	31.045	9	1	2:31.290	47.618	1:12.599	31.073
4	1	2:29.993	47.352	1:11.649	30.992	10	1	2:31.207	46.929	1:12.889	31.389
5	1	2:30.218	47.112	1:12.068	31.038	11	1	2:30.483	47.224	1:12.121	31.138
6	1	2:30.537	47.042	1:12.519	30.976						

926 Marko Kazarka (SVK) (Mazda MX5) Theoretische Bestzeit: 2:59.906

Lap	D	Time	S1	S2	S3	Lap	D	Time	S1	S2	S3
1	1	3:35.979	1:31.148	1:26.212	38.619	6	1	3:09.181	59.219	1:30.096	39.866
2	1	3:02.047	1:00.411	1:23.531	38.106	7	1	3:07.402	59.723	1:29.004	38.675
3	1	3:00.925	58.889	1:23.698	38.338	8	1	3:11.333	1:00.152	1:31.613	39.568
4	1	3:11.091	58.391	1:31.854	40.846	9	1	3:05.990	59.511	1:27.359	39.120
5	1	3:02.471	1:00.254	1:24.232	37.985						

969 Tomáš Kazarka (SVK) (Mazda MX5) Theoretische Bestzeit: 2:48.251

Lap	D	Time	S1	S2	S3	Lap	D	Time	S1	S2	S3
1	1	3:03.787	1:06.101	1:20.987	36.699	4	1	2:49.402	53.613	1:20.055	35.734
2	1	2:50.739	54.681	1:20.060	35.998	5	1	2:50.254	53.505	1:21.068	35.681
3	1	2:48.620	53.874	1:19.067	35.679	6	1	8:25.314	53.596		



Best Sector Times race 1

sector 1		sector 2		sector 3		theoretical and best lap time				
Pos.	No Driver	Time	No Driver	Time	No Driver	Time	No Driver	theoretical	Best	Pos
1	101 Pekar T.	46.067	301 Kadlecík M.	1:09.850	101 Pekar T.	30.331	301 Kadlecík M.	2:26.405	2:26.408	
2	301 Kadlecík M.	46.125	74 Hulm M.	1:09.964	74 Hulm M.	30.424	74 Hulm M.	2:26.560	2:26.925	
3	74 Hulm M.	46.172	101 Pekar T.	1:10.180	301 Kadlecík M.	30.430	101 Pekar T.	2:26.578	2:26.743	
4	21 Primožic M.	46.174	95 Lantos S.	1:10.477	11 Zbožínek J.	30.590	7 Štefancic N.	2:27.574	2:28.000	
5	7 Štefancic N.	46.396	7 Štefancic N.	1:10.512	7 Štefancic N.	30.666	21 Primožic M.	2:27.611	2:27.776	
6	888 Fekete O.	46.519	21 Primožic M.	1:10.654	21 Primožic M.	30.783	95 Lantos S.	2:27.883	2:28.011	
7	95 Lantos S.	46.542	121 Sikhart S.	1:10.957	111 Miloradovic P.	30.842	121 Sikhart S.	2:28.712	2:29.887	
8	72 Fischer M.	46.558	51 Seibel H.	1:11.083	95 Lantos S.	30.864	52 Meixner R.	2:28.833	2:29.207	
9	52 Meixner R.	46.657	52 Meixner R.	1:11.282	72 Fischer M.	30.894	888 Fekete O.	2:28.890	2:28.937	
10	41 Sikhart M.	46.754	86 Gašperák T.	1:11.363	52 Meixner R.	30.894	51 Seibel H.	2:28.999	2:29.337	
11	111 Miloradovic P.	46.780	888 Fekete O.	1:11.395	121 Sikhart S.	30.897	72 Fischer M.	2:29.133	2:29.354	
12	51 Seibel H.	46.838	111 Miloradovic P.	1:11.609	888 Fekete O.	30.976	111 Miloradovic P.	2:29.231	2:29.355	
13	77 Konopka A.	46.855	11 Zbožínek J.	1:11.664	86 Gašperák T.	30.990	86 Gašperák T.	2:29.273	2:29.580	
14	121 Sikhart S.	46.858	72 Fischer M.	1:11.681	51 Seibel H.	31.078	11 Zbožínek J.	2:29.274	2:29.995	
15	86 Gašperák T.	46.920	77 Konopka A.	1:11.689	41 Sikhart M.	31.170	41 Sikhart M.	2:29.843	2:29.781	
16	11 Zbožínek J.	47.020	41 Sikhart M.	1:11.919	79 Beno R.	31.800	79 Beno R.	2:31.858	2:32.293	
17	79 Beno R.	48.068	79 Beno R.	1:11.990	99 Kameništiak T.	34.124	77 Konopka A.	2:36.231	00.000	
18	99 Kameništiak T.	52.200	99 Kameništiak T.	1:16.762	969 Kazarka T.	35.679	99 Kameništiak T.	2:43.086	2:43.842	
19	969 Kazarka T.	53.505	969 Kazarka T.	1:19.067	77 Konopka A.	37.667	969 Kazarka T.	2:48.251	2:48.620	
20	926 Kazarka M.	58.391	926 Kazarka M.	1:23.530	926 Kazarka M.	37.985	926 Kazarka M.	2:59.906	3:00.925	